

INDUSTRIAL - ENVIRONMENTALLY SEALED SWITCHES

Series - 8530, 8531, 8532




Econoswitch Sealed Toggle Switches

| FEATURES | SPECIFICATIONS | CURRENT RATINGS | | | | | | | | |
|--|---|-----------------|----------------|-------------------|-----------|----------------|----------------|--------------------|----------------|----------------|
| <ul style="list-style-type: none">• Environmentally sealed• 1, 2 and 4 pole Circuitry• One hole mounting for easy installation• Multi-circuits• 2 & 3 position with maintained and momentary action• Three types of termination offered as standard | <ul style="list-style-type: none">• Watertight seal per MIL-STD-108E and designed to meet IP68• UL recognized and CSA certified• Three standard types of terminals:<ul style="list-style-type: none">Screw 6-32 UNC-2ASolder lug .125 [3,17] dia. holeSpade .250 [6,35] x .032 [0,81] thick• Life: 50,000 operations at rated load. 100,000 operations mechanical life.• Temperature Range: -50°F to +150°F (-46°C to + 66°C) | No. of Poles | Catalog Number | Type of Operation | 28VDC | | | 115VAC 60 or 400Hz | | |
| | | | | | Lamp Load | Resistive Load | Inductive Load | Lamp Load | Resistive Load | Inductive Load |
| | | 1 | 8530 | Maintained | 5 | 20 | 15 | 3 | 15 | 10 |
| | | | | Momentary | 4 | 15 | 10 | 2 | 11 | 7 |
| | | 2 | 8531 | Maintained | 7 | 20 | 15 | 4 | 15 | 15 |
| | | | | Momentary | 5 | 18 | 10 | 2 | 11 | 8 |
| | | 4 | 8532 | Maintained | 5 | 20 | 12 | 4 | 15 | 15 |
| | | | | Momentary | 4 | 18 | 10 | 2 | 11 | 8 |

For the UL/CSA ratings, see page A70.

For the UL/CSA ratings, see page A70.

STANDARD LEVER SELECTION TABLE

| CIRCUIT WITH LEVER IN . . . | | | CATALOG NUMBER | | |
|---|---|--|-----------------|----------------------|-----------------|
| Up Position | Center Position | Down Position (Keyway) | Screw Terminals | Solder Lug Terminals | Spade Terminals |
|  |  |  | | | |
| ONE POLE | | | | | |
| ON | OFF | ON | 8530K1 | 8530K91 | 8530K31 |
| ON | NONE | OFF | K9 | K99 | K39 |
| ON | NONE | ON | K4 | K94 | K34 |
| ON | OFF | NONE | K6 | K96 | K36 |
| ON | NONE | ON* | 8530K5 | 8530K95 | 8530K35 |
| ON* | OFF | ON* | K2 | K92 | K32 |
| NONE | OFF | ON* | K7 | K97 | K37 |
| ON | NONE | OFF* | K10 | K910 | K310 |
| OFF | NONE | ON* | K11 | K911 | K311 |
| ON | OFF | ON* | 8530K3 | 8530K93 | 8530K33 |
| ON* | ON | NONE | K12 | K912 | K312 |
| ON | ON | NONE | K13 | K913 | K313 |
| TWO POLE | | | | | |
| ON | OFF | ON | 8531K1 | 8531K91 | 8531K31 |
| ON | NONE | OFF | K9 | K99 | K39 |
| ON | NONE | ON | K4 | K94 | K34 |
| ON | OFF | NONE | K6 | K96 | K36 |
| ON | NONE | ON* | 8531K5 | 8531K95 | 8531K35 |
| ON* | OFF | ON* | K2 | K92 | K32 |
| NONE | OFF | ON* | K7 | K97 | K37 |
| ON | NONE | OFF* | K10 | K910 | K310 |
| OFF | NONE | ON* | K11 | K911 | K311 |
| ON | OFF | ON* | 8531K3 | 8531K93 | 8531K33 |
| ON* | ON | NONE | K12 | K912 | K312 |
| ON | ON | NONE | K13 | K913 | K313 |
| ON | ON | ON | K14 | K914 | K314 |
| ON | ON | ON* | K15 | K915 | K315 |
| ON* | ON | ON* | 8531K16 | 8531K916 | 8531K316 |
| ON | ON | ON | K17 | K917 | K317 |
| ON | ON | ON* | K18 | K918 | K318 |
| ON* | ON | ON* | K19 | | K319 |
| FOUR POLE | | | | | |
| ON | OFF | ON | 8532K1 | 8532K91 | 8532K31 |
| ON | NONE | OFF | K9 | K99 | K39 |
| ON | NONE | ON | K4 | K94 | K34 |
| ON | OFF | NONE | K6 | K96 | K36 |
| ON | NONE | ON* | 8532K5 | 8532K95 | 8532K35 |
| * ON | OFF | ON* | K2 | K92 | K32 |
| NONE | OFF | ON* | K7 | K97 | K37 |
| ON | NONE | OFF* | K10 | K910 | K310 |
| OFF | NONE | ON* | K11 | K911 | K311 |
| ON | OFF | ON* | 8532K3 | 8532K93 | 8532K33 |
| * ON | ON | NONE | K12 | K912 | K312 |
| ON | ON | NONE | K13 | K913 | K313 |
| ON | ON | ON | K15 | K915 | K315 |
| ON | ON | ON* | K16 | K916 | K316 |
| * ON | ON | ON* | K17 | K917 | K317 |

* Momentary contact.

See page A71 for circuit diagrams.

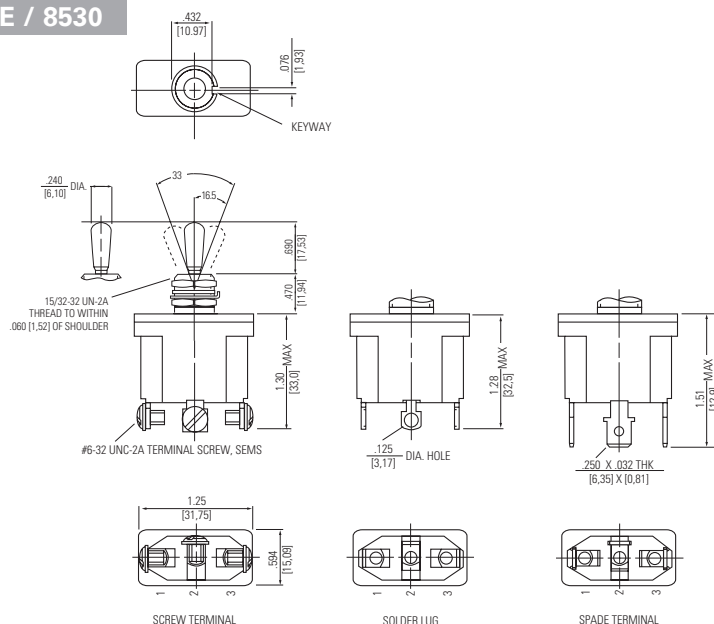


SAFRAN ELECTRICAL & POWER A11

Series - 8530, 8531, 8532

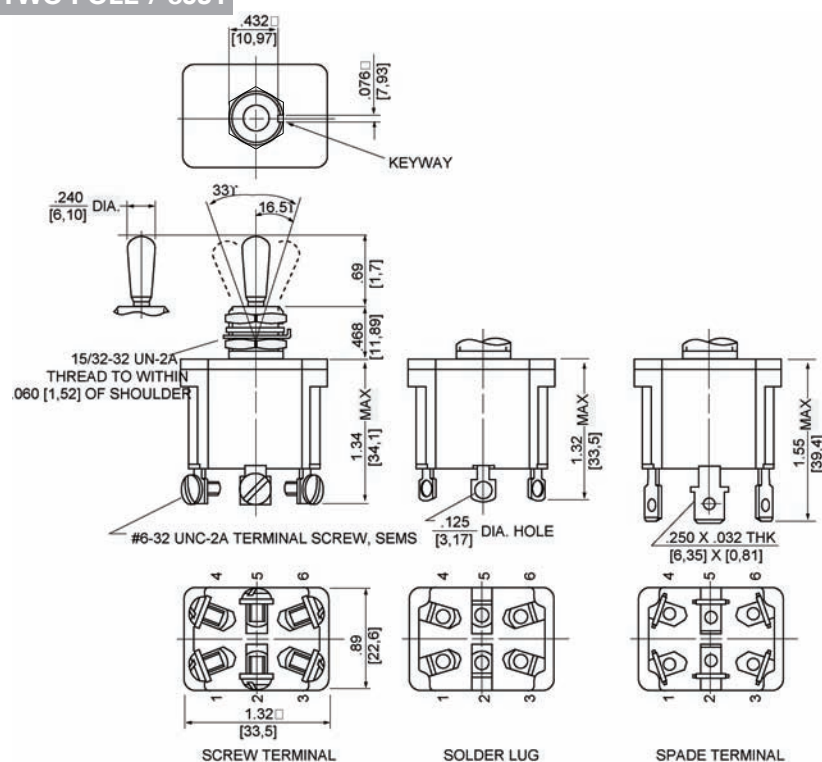
Econoswitch Sealed Toggle Switches

MOUNTING DIMENSIONS - ONE POLE / 8530



Terminal Identification

MOUNTING DIMENSIONS - TWO POLE / 8531



Terminal Identification

STANDARD

0.00 = inches

$$\overline{[0,0]} = \text{mm}$$

Mounting dimensions for reference only.

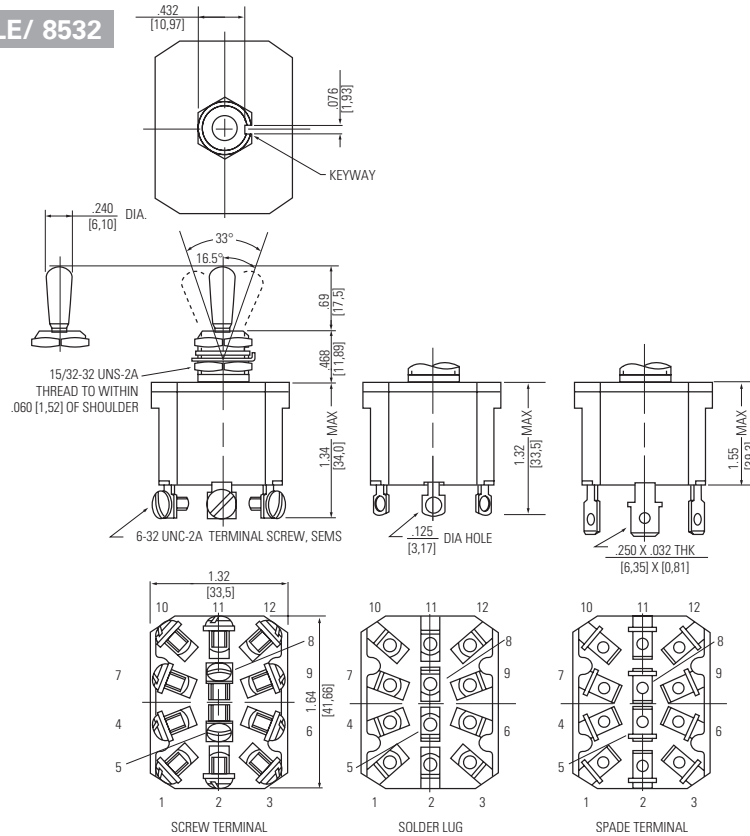
Non-functional terminals not supplied.

ECONOSWITCH - ENVIRONMENTALLY SEALED SWITCHES

Series - 8530, 8531, 8532

Econoswitch Sealed Toggle Switches

MOUNTING DIMENSIONS - FOUR POLE/ 8532



Terminal Identification

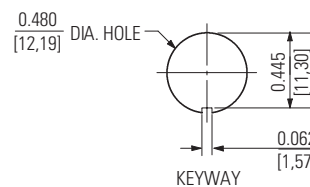
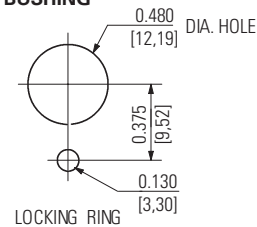
Non-functional terminals not supplied.

OPTIONS/ACCESSORIES

- Special mounting hardware
- Mounting hardware furnished assembled
- Terminal screws furnished assembled
- Special circuits
- Panel seal, Part Number 32-341
- Custom wire harnesses
- Mating connector available for two poles with spade terminal
- External jumpers available
 - bussing jumper
 - reversing jumpers

PANEL CUTOUT

15/32 DIA. BUSHING



STANDARD

0.00 = inches

[0,0] = mm

Mounting dimensions for reference only.